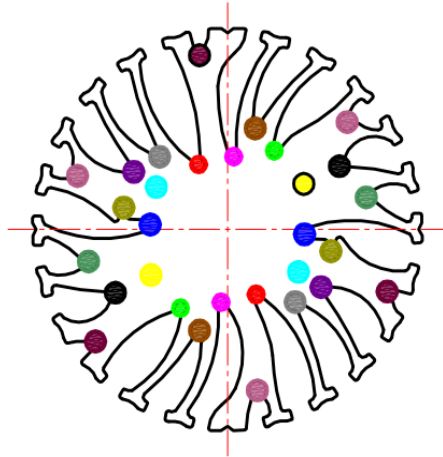
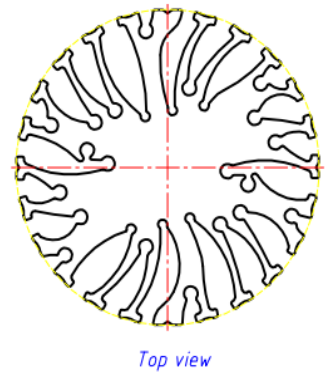
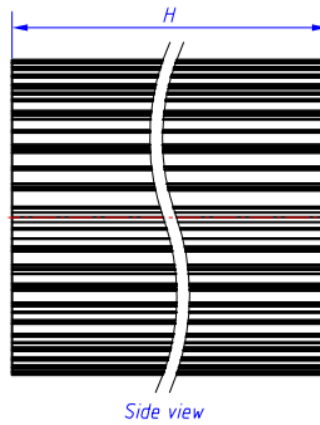
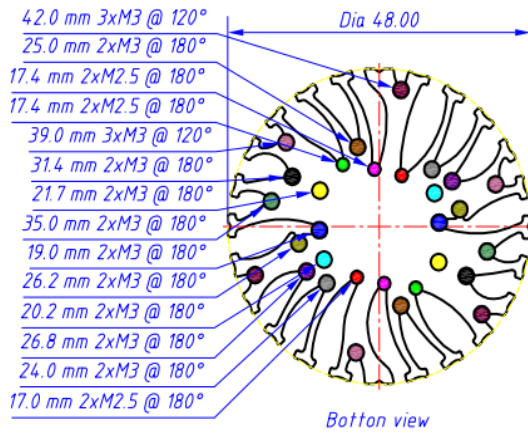


EtraLED EtraLED-48 Series Φ 48mm COB Heat Sink Drawings

Drawings & Type Selection



No.	Finish	Mounting Hole
H1	●	17.0 mm 2xM2.5 @ 180°
H2	●	17.4 mm 2xM2.5 @ 180°
H3	●	19.0 mm 2xM3 @ 180°
H4	●	20.2 mm 2xM3 @ 180°
H5	●	21.7 mm 2xM3 @ 180°
H6	●	22.0 mm 2xM2.5 @ 180°
H7	●	24.0 mm 2xM3 @ 180°
H8	●	25.0 mm 2xM3 @ 180°
H9	●	26.2 mm 2xM3 @ 180°
H10	●	26.8 mm 2xM3 @ 180°
H11	●	31.4 mm 2xM3 @ 180°
H12	●	35.0 mm 2xM3 @ 180°
H13	●	39.0 mm 3xM3 @ 120°
H14	●	42.0 mm 3xM3 @ 120°



Product display

